

Collection: **CANOVA**

---

## General information:

---

This piece of furniture was made of primarily oak and oak veneer using traditional methods. Oak is an exceptionally durable hardwood that has been valued in interior design for centuries. Its beautiful grain flames, varying colour shades and fine touch give the wood a highly authentic, natural appearance. Very rustic oak veneer with partly filled knots and cracks in a dark accent color. Oak grows mostly in Northern and Eastern Europe, where it is harvested from sustainably managed forests under the strict supervision of the forestry commissions. In your piece of furniture there is oakwood veneer used in combination with board and plywood lacquered parts that is both weight saving and environmental friendly and ensures a strong construction. Some internal parts of the furniture are provided with chipboard coated with a melamine paper. This board material is environmentally friendly, strong and weight saving.

MDF and board material are strong pressed plate material/ hardboard that's glued together with fine wood fibers. Both are covered with veneer for that special look (structure) and at the same time making optimum use of the trees in causing as little environmental damage as possible. A color treatment was applied to the furniture, the so called "smoking" of the wood, using the natural wood juices in combination with high temperatures. This appearance / shade is the result of the varying concentration of the juices. The colormix is unique and will vary from piece to piece within this furniture range.

## Characteristics:

---

The wood used for your furniture is a unique product of nature that is processed following traditional methods after careful selection. Its characteristics are unique in every way; not one piece of wood is equal in shape, structure or colour. That is why variations in colour shade are inevitable within each piece of furniture. Wind cracks, hairline cracks, irregularities and the presence of big and small knots are the result of years of growth and originality. In time, the furniture will obtain a lighter

and warmer colour through use and exposure to light. Colour differences in comparison to showroom models are therefore to be expected. Your piece of furniture has no protection on the parts with wood structure, only the table tops have a semi-protective layer.

MDF parts have a lacquer finish. The handcrafted metal parts can present little dents, small stains or scratches, colour differences and/or unevenness which are part of this character of craftsmanship.

## Maintenance:

---

Use a soft cloth for normal maintenance of your furniture. If necessary, you can wipe your item of furniture down with a damp cloth. Rub the item of furniture dry after each cleaning session.

You must protect the tops against moisture and dirt.

In order to preserve the natural appearance, we advise you – with normal use of the piece of furniture – to apply 2 or 3 layers, or - with intensive use of the piece of furniture – 4 or 5 layers of Natural Woodsealer 2.0 New Formula from Oranje. This has to be repeated yearly with normal use, and with intensive use please repeat every six months. After following above advice, your furniture will be sufficiently protected. A slight discoloration is possible, so therefore please read the instructions for use.

We recommend to maintain the lacquered MDF parts with Multimat Cleaner from the company Oranje. Before using above, the surface must first be cleaned with Woodcleaner of the company Oranje. Always try it on a less visible place first/ Don't use oil or wax because this will accentuate the colour and grain too much.

For maintenance of the dark handcrafted metal we advise you to apply a thin layer of (white) furniture wax in order to avoid possible rust formation.

## Additional information:

---

o The legs may be fitted with plastic caps to protect the floor. Check this before placing the chairs on the floor. Although these caps are produced with the utmost care, a nail occasionally protrudes slightly, which could damage the floor. Check the quality of the caps regularly. If you have any concerns, contact your retailer. We believe strongly in the quality of our products and the satisfaction of our customers. Should you have any questions or comments regarding the above information, please feel free to contact your retailer. We would like to request to keep this furniture passport for future references. We wish you years of pleasure and satisfaction with your purchase.

Collection: **CANOVA**

---

## General recommendations:

---

Wood expands and shrinks in response to humidity changes, the so called “working of the wood”. In order to prevent excessive shrinkage and expansion, indoor air humidity should ideally be kept between 40% and 60%. During colder months in particular, indoor humidity decreases due to decreased ventilation and central heating. Therefore we advise you to hang water filled reservoirs on your radiators. Any appearing cracks can be filled with matching filler. This filler is available through your dealer.

o It is normal that through the working of wood discolored edges are visible on the side panels and tops. This is a direct result of the construction of the furniture and cannot be avoided. To fix/correct these discolored edges to the original color, you can contact the store to request a correction marker.

o To prevent unnecessary pressure on the connections of the furniture, please place the furniture on an even surface.

o Do not put the furniture near a heat source or in direct sunlight.

o We advise you not to put the furniture in the direct surroundings of an air-conditioning unit.

o If you want to move furniture you can best empty the item first and remove the (glass) shelves. Dragging could damage both the furniture and the floor.

o Especially with tables we advise you to check the mounting bolts after a certain time of use and to tighten them if necessary.

o We recommend you use table mats and coasters made of cork or felt under pans, mugs, coffee pots, etc. to prevent damage caused by spills. Do not use table mats or coasters made of plastic, rubber or similar materials that contain plasticizers as this may attack the finish (or lacquer).

o Any spills should be cleaned up immediately with a dry cloth or tissue until the surface is dry.

o To prevent discolouring, it is advisable to frequently move any surface decorations, especially during the first year.

o It is advisable to protect the surface of the furniture when writing, drawing etc. to prevent possible damage.

o To prevent damage to floors, the bottom of the legs must be provided with felt or plastic caps.

o In case you have Laminate or PVC flooring we urge you to apply felt protection underneath the legs of your piece of furniture in order to avoid possible damage

o Especially with tables we advise you to check the mounting bolts after a certain time of use and to tighten them if necessary

o It is possible that the characteristic smell of the wood may be noticeable for a while. The smell usually disappears after one or two weeks. Additional ventilation can speed up this process.

o Please note that our furniture is guaranteed for indoor household use only and is therefore not suitable for commercial use. All warranty claims are invalid if the furniture is used commercially or outdoors.

o Please clean your item of furniture with a clean, soft cloth before use. Be particularly thorough when cleaning the edge of the table top in order to remove dust and/or paint remnants that might damage your chairs or clothing.

o We advise you NOT to push chairs up against the table. Leave some space between the table and chairs to avoid creating unsightly depressions or discoloration in the chair backs or armrests.

o Your furniture has been treated with a normal protective coating that does not detract from its natural appearance. If you require better/optimum protection for intensive daily use, we advise you to apply an extra layer of wood care product on the table tops before and during use. Your retailer stocks this product. Apply the product in accordance with the instructions.

## Specific recommendations for tables:

---

o We recommend using an extendable table in its extended position initially to avoid any colour variations.

o The tabletop may expand and contract widthwise in response to changes in air humidity. The tabletop may then protrude or be recessed in relation to the table legs (see picture). This is a natural phenomenon and does not affect the structural solidity of the furniture.

Collection: **CANOVA**

## Specific recommendations for chests:

- o If the chest doors are equipped with 'magnet catchers', they can usually be adjusted in order to facilitate opening the doors.
- o We **STRONGLY** recommend securing this piece of furniture to the wall by means of a furniture anchor system, in order to prevent it from turning over. To achieve this, the two metal fixation plates on top of the piece of furniture need to be anchored to the wall, using plugs adapted to the specific wall and screws of the correct size (on sale at your local do-it-yourself store). Should you choose not to secure the piece of furniture to the wall, we cannot be held liable in case of accident;  
the placing and use of the piece of furniture is at one's own risk.
- o Standard weight indication (if needed): for equal weight (loads):  
Maximum allowable weight for wood shelves is 20 kg.  
Maximum allowable weight for glass shelves is 10 kg.  
Maximum allowable weight per drawer is 10 kg.  
Maximum weight for laptop table is 5 kg.  
Maximum weight for small side table is 3 kg.



lowboard with metal door frame . All metal parts are manually made therefore small imperfections can occur.

Collection: **CANOVA**

---



sideboard with metal accents around doors and drawers. All metal parts are manually made therefore small imperfections can occur. Grips are to be assembled by customer. Drawers and doors have different sized screws.



Use of sap wood in Farmland is allowed as long as there are no planks in full sapwood.

Collection: **CANOVA**

---



Color variation is accepted in a wide range due to different reaction to the smoking process.



Items with height of 120 and more have anti-fall protection. We strongly advise to use to avoid accidents.

Collection: **CANOVA**

---



Metal on Canova is manually made , therefore small imperfections might and allowed to occur.



Black filler is used and especially chosen by our R&D. Filled cracks and knots can occur in wide variations of length, width and quantity.

Collection: **CANOVA**

---

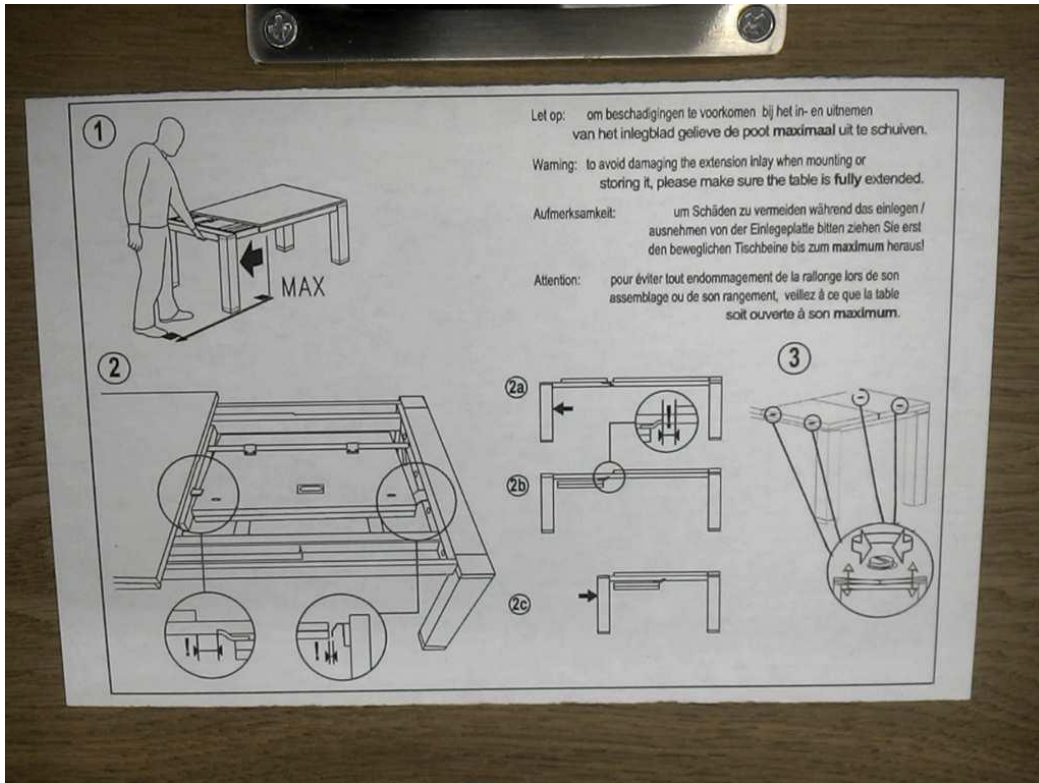


Scratched and water marks can be removed by using enclosed sanding paper in grain direction.



Extension tables need to be opened completely to avoid damage on top and inlay. Follow instructions on sticker on bottom inlay. Wrong use will invalidate our responsibility.

Collection: **CANOVA**



Extension tables need to be opened completely to avoid damage on top and inlay. Follow instructions on sticker on bottom inlay. Wrong use will invalidate our responsibility.



In extended form grain does not continue.




Collection: **CANOVA**

---



Color variation is allowed.




Soft closing kitchen hinges are used.

Collection: **CANOVA**

---



Grips are mounted on inside, to be assembled by customer.



Nylon screw to be able to adjust height of inlay.

Collection: **CANOVA**

---



Folding tube on ext. table.



Wheel on moving leg of inlay.

Collection: **CANOVA**



Hardware for assembly leg of ext table. Follow instructions and use correct ones for correct position.



Legs are marked for location on top. A to A, B to B, etc...

Collection: **CANOVA**

---




Adjustable kitchen hinges are used on this line.



Silicon drop to prevent door from slamming

Collection: **CANOVA**

---



Use enclosed sanding paper to remove scratches and water marks.



Colorvariation

Collection: **CANOVA**

---



Color variation, use of sapwood is allowed.